

PROFESSIONAL LINE

SILILUX SEALER

Silicate filling intermediate

CODE 46-3..



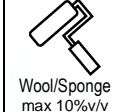
DESCRIPTION AND USE

Filling intermediate coating based on potassium silicates and organic binders. Professional product designed to apply mineral based paints (silicates) on surfaces covered with old synthetic or siloxane paints (Quartz).

It can mask and level the surface absorption (old plaster coat, micro-crazing and patches) improving the final result.

On chalking surfaces is not necessary to apply the fixative.

APPLICATION DATA

2 h DRY TO TOUCH	8 h TO RECOVER	2 m²/l SPREAD RATE CIVIL PLASTER 400µm wet		 15% v/v	 Wool/Sponge max 10%v/v
----------------------------	--------------------------	---	---	---	--

TECHNICAL DATA

COMPOSITION	Based on potassium silicates and organic binders in water dispersion, weathering resistant pigments, extenders and quartz sands.
SPECIFIC GRAVITY	1.600 ± 0.030 Kg/L
V.O.C.	< 40 g/L
FLASH POINT	Not flammable
AVERAGE VISCOSITY	1000 Poises (Brookfield rot. No. 5 / 2 rpm at 21°C)
STEAM DIFFUSION (UNI EN 1062-1 dry film thickness 150 µm)	Sd = 0.05
COLOURS	White
PACKAGING	4000 ml – 14000 ml

WARNINGS

Revision No. 0 dated February 2009

- Keep from freezing
- Do not apply on hot surfaces, in direct sunlight and when temperature is below 5°C
- Protect from rain in the days following the application
- Protect glass, marble and metallic parts during application
- Clean the tools with water immediately after use
- Store in a dry place away from sunlight

PAINT SYSTEM

- **New walls:**
After 30-40 days curing apply one brush coat of Sililux Fondo (diluted 2:1 with water). After at least 12 hours and apply one coat of Sililux Sealer. Wait at least 8 hours before applying one coat of Sililux Finitura (thinned with 20% Sililux fondo).
- **Walls to repaint**
 - **Degraded unpainted walls:** brush carefully with a wire brush and clean with low pressure drinking water; let the surface dry. Apply one brush coat of Sililux Fondo (diluted 2:1 with water). After at least 12 hours apply one or two coats of Sililux Sealer (depending on the final film thickness necessary to level surface imperfections).
Wait at least 8 hours and apply one coat of Sililux Finitura (thinned 20% with Sililux Fondo).
 - **Walls with old paints and loose plaster:** completely remove all loose areas; brush carefully with a wire brush and clean with low pressure drinking water; let the surface dry. Restore all removed areas with hydraulic mortar or ready-mix. Let cure for at least 10 days.
Old Mineral based paints: Apply one brush coat of Sililux Fondo (diluted 2:1 with water) over the whole surface. After at least 12 hours apply one or two coats of Sililux Sealer depending on the final film thickness necessary to level surface imperfections). Wait at least 8 hours before applying one coat of Sililux Finitura (thinned with 20% Sililux Fondo).
Old synthetic based paints: Apply one brush coat of Fissativo Acrilico (diluted 1:5 with water) over the whole surface. After at least 12 hours apply one or two coats of Sililux Sealer depending on the final film thickness necessary to level surface imperfections). Wait at least 8 hours before applying one coat of Sililux Finitura (thinned with 20% Sililux Fondo).
 - **Walls with old paints in good conditions:** Clean with low pressure drinking water; let the surface dry. Apply one coat of Sililux Sealer. Wait at least 8 hours before applying one coat of Sililux Finitura (diluted with 20% Sililux Fondo).

SPECIFICATION ITEM: SILILUX SEALER

Filling intermediate coating based on potassium silicates and organic binders designed to apply mineral paints on old substrates covered with organic films (Quartz). Apply a uniform coat of product with wool or sponge roller, with an average spread rate of 0.500 l/m².

Orazio Brignola S.p.A. reserves the right to update the above data which are given for information only. If products are not used beyond our control our liability is limited to the quality of the product itself.